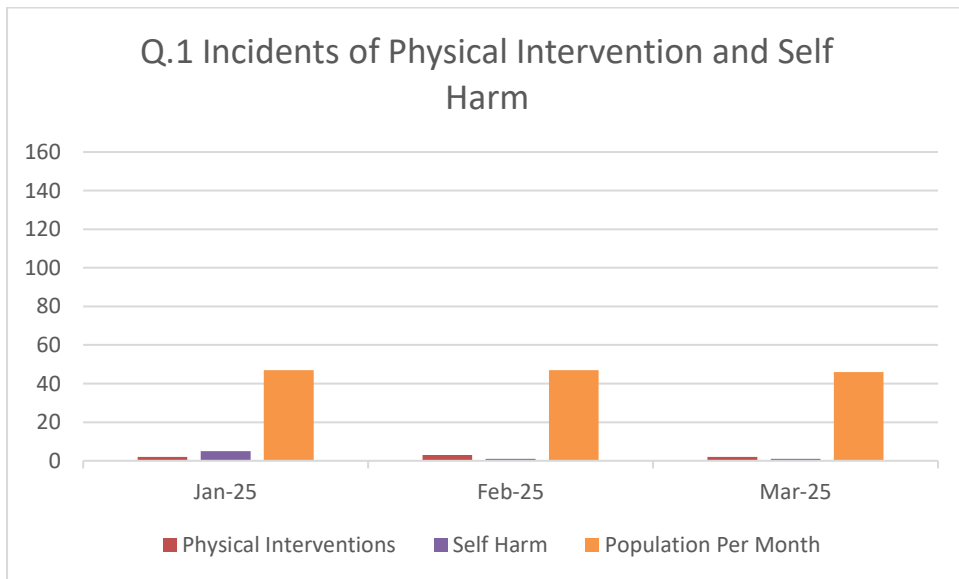


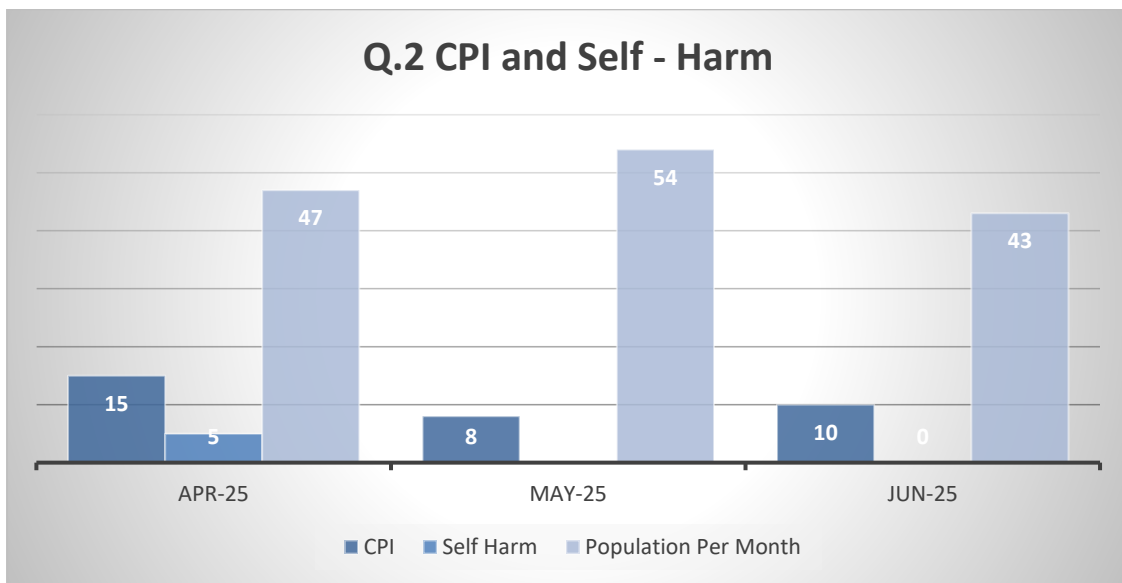
Q1 2025 Incidents of CPI Interventions and Self-Harm on Campus

2025	Physical Interventions	Self-Harm	Population Per Month
January	2	5	47
February	3	1	47
March	2	2	46



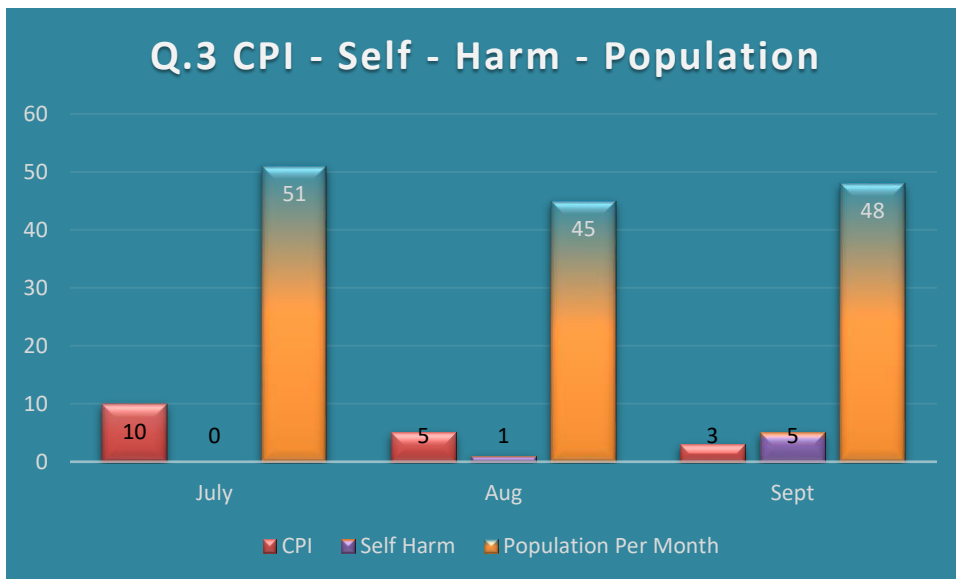
Q2 2025 Incidents of CPI Safety Interventions and Self-Harm on Campus

2025	CPI	Self Harm	Population Per Month
April	15	5	47
May	8	0	54
June	10	0	43



Q3 2025 Incidents of CPI Safety Interventions and Self-Harm on Campus

2025	CPI	Self Harm	Population Per Month
July	10	0	51
August	5	1	45
September	3	5	48



Q4 2025 Incidents of CPI Safety Interventions and Self-Harm on Campus

2025	CPI	Self Harm	Population Per Month
October	4	1	44
November	7	2	50
December	0	0	45

